



Conservation Through Knowledge

Nutmeg State Orchid Society Inc.

Issue 25 Volume 3

March 2011

Officers:

President: Ron Burch

ronjonb@aol.com

Vice President: Ginna Plude

gcplude@aol.com

Jeanne McDermott

jtmcdermott@comcast.net

Treasurer: Tom Mierzejewski

tommajeski@comcast.net

Secretary: Walter & Harriet Doehr

johndeered@att.net

winnietpooh@att.net

Directors: Jay Presbie

jpresbie@sprintmail.com

Sandy Myhalik

myhalik@comcast.net

Newsletter Editor: Walter Doehr

johndeered@att.net

AOS Representative: Ginna Plude

gcplude@aol.com

Membership: Jeanne McDermott

NSOScontact@comcast.net

Affiliated with the American Orchid Society



501 (c) (3) non for profit organization

The President's Message:



The NSOS 2011 show was a huge success; thank you to all of our members for all of your hard work and for the plants you contributed! A few statistics: 275 flowering orchids and 23 works of art (photography, pottery, textiles) were entered for judging; of the nearly 300 ribbons awarded (many plants are entered in multiple categories), NSOS members received 50. NSOS also received the trophy for best display. There were 695 visitors to the show from outside of our society and we gained 35 new members from them.

Nine American Orchid Society judges from New York, Massachusetts and Connecticut came together on Saturday morning to review the plants and award the ribbons and trophies. The judges also chose one plant, a magnificent Cattleya alliance orchid with hundreds of flowers, for an AOS Certificate of Cultural Merit. We express our special thanks to them as they spend many hours every year with classes and seminars and they travel to judge shows entirely at their own expense.

Societies exist for the purpose of the education of their members and the public. Education occurs for the members and a few guests at monthly meetings during which lectures and workshops are delivered by members and invited experts. Shows provide immeasurably greater education of members and the general public. At a show one is able to see in "real life" blooming plants that have only been seen in the past in photographs and see plants grown to perfection. One can obtain rare plants from vendors. One can serve as a clerk to the AOS judges and hear what the judges look for as each plant is assessed and can even participate in determining which plants receive ribbons. At our 2011 show, 10 of our members participated as clerks and all of them reported enormous enjoyment; at our next show, everyone should sign up to clerk – you will learn more about orchids in two hours than you have in the past 10 years and have a blast doing it! From the perspective of the public, nearly 700 people were able to see high quality orchids, had the opportunity to obtain special orchids from our vendors, and 35 of them became new members. ***Orchid shows are the life blood of orchid societies***, they make our existence known to outsiders, they excite those outsiders, and some of those outsiders choose to join to gain further knowledge and have fun, and in so doing enrich the experiences of the existing members.

Finally, running a show costs money –rental of the facility, maintaining liability insurance, purchasing materials for the exhibit area, printing brochures, signs and banners and on and on. These costs are defrayed by space rental from vendors and by door admission for attendees. We are happy to note that these fees exceeded the costs of the show, important of course since if shows lose money, there would soon be no further shows, and ultimately, due to lack of new members and lack of new learning experiences, no societies.

Congratulations to everyone on a great show. There were many new and rare plants grown to perfection, there were many visitors from the public, and as a result many new members. Everyone should be satisfied and excited

for many jobs well done and much fun and learning. Without the fun and learning we would all find something else to do with our time, and who can imagine a better time than looking at blooming orchids?



New Member Jerry Kessler with his magnificent Cym. Pawelsii and NSOS best in show Trophy.



**Helen Hersch of Mt. Prospect Orchids with Her Paphiopedilum Robinianum and Garden at Post Hill
NSOS Best Lady Slipper Alliance Trophy**



The Display Area with the NSOS display at right center



IMPORTANT



NSOS MEMBERSHIP RENEWAL of DUES

YOUR 2011 MEMBERSHIP DUES ARE DUE JANUARY 1, 2011. PLEASE TAKE A MOMENT TO WRITE A CHECK, PAYABLE TO NSOS, TO RENEW YOUR DUES ASAP. A SINGLE MEMBERSHIP REMAINS AT \$20.00 FOR THE CALENDAR YEAR, AND FAMILY MEMBERSHIP AT \$25.00. IF YOU JOINED IN SEPT./OCT./NOV./OR DECEMBER OF 2010, YOU ARE PAID UP THRU 2011. ANY MEMBER NOT RENEWING BY APRIL 1, 2011 WILL BE REMOVED FROM THE MEMBERSHIP ROLLS. ANY NEW MEMBER THAT JOINED US AT OUR SHOW IS PAID TILL JANUARY 2012.

YOUR PROMPT ATTENTION TO THIS DETAIL IS MOST APPRECIATED. THANK YOU!!

**JEANNE MCDERMOTT
MEMBERSHIP CHAIRPERSON**



Lc Purple Cascade

Grown by Ted Zamojski



Vanda hybrid ign

Grown By The Walters



Castasetum

Grown by Rocco Basilica




Paph. Mem. Larry Hener

Grown by John Sziklas



Paph. Emersonnii 'Swan'

Grown by John Sziklas



Dendrobium Aberrans

Grown Rocco Basilica

NUTMEG STATE ORCHID SOCIETY MENTOR LIST 2010

Ron Burch	Cypripediums Native orchids	860-567-0431	ronjonb@aol.com	Call/e-mail anytime
Walter Doehr	Cymbidiums, Phals., Growing under lights Hydroponics	203-634-7712	johndeered@att.net	Call/e-mail anytime
Joe Hertz	Under lights and Windowsill growing All species	860-233-5505	jhertz1015@aol.com	Call/e-mail anytime
Julia Massolin-Walas	All species, Hydroponics Pests & diseases, Mounting/Repotting Dividing	860-673-3578	orchidjulia@hotmail.com	Call/e-mail anytime
Jeanne McDermott	Windowsill growing: Phals, Paphs, Brassia, Oncidiums, Cymbidiums, Miltoniopsis & mixed genera	860-677-5381	jtmcdermott@comcast.net	Call/e-mail anytime
Sandy Myhalik	Phalaenopsis	860-677-0504	myhalik@comcast.net	
Jay Presbie	Growing under lights All species	860-651-3155	jpresbie@sprintmail.com	Call/e-mail anytime
John Sziklas	Paphiopedilums Phragmepediums Cattleyas	860-658-2908		Call anytime

NSOS now has a mentor list and would like to add more folks going forward. We are looking for people that are willing to answer questions on something that you are familiar with pertaining to orchids. You do not have to be an expert, just able to help someone who has a question in your area of knowledge. We all have areas that we feel comfortable in that would be of great assistance to someone just starting out. If you wish to be added to our NSOS Mentor List, please send me a note: johndeered@att.net

BUSINESS MEETING



The meeting was called to order by President Ron Burch. Robert & Sally Duvall have agreed to accept the position of librarian for NSOS. Visitors were welcomed.

We discussed the NSOS upcoming show at the West Hartford Meeting & Conference Center on March 19th & 20th. It was requested that any member with orchids in bloom bring them in for our display, even if you don't want them judged. All members are asked to wear their name tags. It is requested that anyone available come during the week-end to help with the show. There will be 3 sister societies displaying at our show, NENYOS, AMHERST & OCEAN STATE, along with 7 plant & supply vendors, 5 artists & 1 massage therapist. There has been wide advertisement on the upcoming show thanks to Al Stauch. We will arrive at the town hall at noon on Friday for setup & judging will take place on Saturday morning.




SPEAKER



The speaker for the meeting was our co-founder Julia Massolin Walas. Julia gave us a very informative talk and slide show on pests and diseases. Julia explained that everyone will have pests at one time or another. The best cure is to treat

the problem as soon as it is seen, if you decide to wait a small infestation. One of the easiest treatments for insects is alcohol on a Q tip. Do not drench the plant in alcohol as it can damage the plant by cooling it too much. The insects can also be washed away under a strong stream of water.



2011

April 3, 12:00pm ... Northeast Judging Center - Boylston, Tower Hill Garden, 11 French Dr., Boylston, MA

April 4, ...NSOS meeting 7:00pm – TBA - Held at the Farmington Senior Center, Room C @ 7 pm – 9 pm

April 17, 12:00pm ... Northeast Judging Center - Elmsford, The Hampton Inn, 200, Tarrytown Rd., Elmsford, NY

May 1, 12:00pm ... Northeast Judging Center - Boylston, Tower Hill Garden, 11 French Dr., Boylston, MA

May 2, NSOS meeting 7:00pm –TBA - Held at the Farmington Senior Center, Room C @ 7 pm – 9 pm

May 15, 12:00pm ... Northeast Judging Center - Elmsford, The Hampton Inn, 200, Tarrytown Rd., Elmsford, NY

June 4, 8:30am ...NSOS member trip to NENYOS

June 5, 12:00pm ... Northeast Judging Center - Boylston, Tower Hill Garden, 11 French Dr., Boylston, MA

June 6, ...NSOS meeting 7:00pm – Pre-empted by trip on June 4th to Galway NY

July 3, 12:00pm ... Northeast Judging Center - Boylston, Tower Hill Garden, 11 French Dr., Boylston, MA

July 17, 12:00pm ... Northeast Judging Center - Elmsford, The Hampton Inn, 200, Tarrytown Rd., Elmsford, NY

August 7, 12:00pm ... Northeast Judging Center - Boylston, Tower Hill Garden, 11 French Dr., Boylston, MA

August 21, 12:00pm ... Northeast Judging Center - Elmsford, The Hampton Inn, 200, Tarrytown Rd., Elmsford, NY

September 4, 12:00pm ... Northeast Judging Center - Boylston, Tower Hill Garden, 11 French Dr., Boylston, MA

September 12, ...NSOS meeting 7:00pm – TBA - Held at the Farmington Senior Center, Room C @ 7 pm – 9 pm

September 18, 12:00pm ... Northeast Judging Center - Elmsford, The Hampton Inn, 200, Tarrytown Rd., Elmsford, NY

October 2, 12:00pm ... Northeast Judging Center - Boylston, Tower Hill Garden, 11 French Dr., Boylston, MA

October 3, ...NSOS meeting 7:00pm – TBA - Held at the Farmington Senior Center, Room C @ 7 pm – 9 pm

October 16, 12:00pm ... Northeast Judging Center - Elmsford, The Hampton Inn, 200, Tarrytown Rd., Elmsford, NY

November 6, 12:00pm ... Northeast Judging Center - Boylston, Tower Hill Garden, 11 French Dr., Boylston, MA

November 7, ...NSOS meeting 7:00pm – TBA - Held at the Farmington Senior Center, Room C @ 7 pm – 9 pm

November 20, 12:00pm ... Northeast Judging Center - Elmsford, The Hampton Inn, 200, Tarrytown Rd., Elmsford, NY

December 4 , 12:00pm ... Northeast Judging Center - Boylston, Tower Hill Garden, 11 French Dr., Boylston, MA

December 5, ...NSOS meeting 7:00pm – Holiday Party & Elections - Held at the Farmington Senior Center, Room C @ 7 pm – 9 pm

December 18, 12:00pm ... Northeast Judging Center - Elmsford, The Hampton Inn, 200, Tarrytown Rd., Elmsford, NY

Meetings are held at the Farmington Senior Center, Room C @ 7 pm – 9 pm the first Monday of each month unless otherwise posted above or on our website.

TREASURER'S REPORT

NSOS financial data is available to members upon request. Send your inquiries to our Treasurer, Tom Mierzejewski: tommajeski@comcast.net

Advertising in our NSOS Newsletter

Advertising is now open to members and businesses. The following rates apply: \$10/month business card size ad. ¼ page \$25, ½ page \$50. Members would get \$5 & \$10 off these rates respectively. A four line word ad for members would be \$2. Contact Walter Doehr if interested and send your check to Tom Mierzejewski, our Treasurer.

Refreshments :

It is requested that for the February meeting, those members with last names beginning with N thru Z bring in a snack or finger food to share with members. Thanks in advance for your contributions!

Robert Hirnyk Memorial Library

	TITLE	AUTHOR	PUB
1	Book of Orchids	Withner, Dr. Carl	1985
2	Botanical Orchids and How to Grow Them	Kramer, Jack	1998
3	Complete Guide to Maine's Orchids	Kenan, Philip E.	1983
4	Exotic Orchids -- Successful Indoor Gardening	Rittershausen, Wilma	1989
5	Expanding Your Orchid Collection	Rentoul, J. N.	1989
6	Field Guide to the Orchids of Britain and Europe	Williams, John & Andrew	1978
7	Flowers of the Amazon Forest	Mee, Margaret	1988
8	Forgotten Orchids of Alexandra Brun	Cribb, Philip	1992
9	International Book of Orchids	Hunt, P. Francis	1979
10	Miniature Orchids	McQueen, Jim and Barbara	1992
11	Orchid Genera Illustrated	Sheehan, Tom and Marion	1979
12	Orchids	Black, Peter McKenzie	1973
13	Orchids	Menzies, David	1991
14	Orchids -- A Guide to Cultivation	Cribb, Dr. Philip & Bales, Chris	1992
15	Orchids -- Natural History & Classification	Dressler, Robert L.	1990
16	Orchids -- Wonders of Nature	Kijima, Takashi	1987
17	Orchids at Kew	Stewart, Joyce	1992
18	Orchids from Seed	Thompson, P.A.	1974
19	Orchids of Africa	Stewart, Joyce & Hennessey, Esme F.	1981
20	Orchids of Asia	Eng Soon, Teoh	1980
21	Slipper Orchids	Hennessey, Esme F. & Hedge Tessa A.	1989
22	Southern African Epiphytic Orchids	Paul, John S.	1978
23	The Specialist Orchid Grower	Rentoul, J. N.	1987
24	Wild Orchids of Britain and Europe	Davies, Paul and Jenne	1983
25			

Monthly Checklist for March and April

Cattleya

Although March is, in many parts of the country, still a cold and blustery month, the lengthening days and warmer temperatures allowed by increased light are long-awaited harbingers of the coming change of season. Some of the best standard cattleyas of the year will be in bloom, or will be blooming soon. The last of the winter-flowering hybrids will join the earliest of the spring hybrids in a wonderful display. Be on the alert for senescing sheaths that need removal. If these yellowing sheaths are not removed, the moisture they trap can lead to bud rot. Careful removal of the sheath will allow the buds to develop, although they will need additional support. Changing light conditions can also be a problem in March and April. An exceptionally bright day, especially immediately following a rain, can lead to sunburn of the foliage if shading is not attended to properly. There can still be periods of dull days where spikes can be weakened owing to the lower light. Lengthening days will mean increased metabolic rates necessitating increased water and fertilizer. The plants will indicate needs by drying more rapidly, which means more frequent watering and fertilizing.

With the passing of the season for winter bloomers, and the beginning of the season for spring bloom, it is also the time to be on the lookout for plants that will need potting after they bloom. Immediately after blooming has proven to be the best time to repot winter- and spring-flowering cattleyas. In most cases, they will be ready to grow roots, so if potted at this time, they will root right into fresh mix with little or no setback.

Cymbidium

Plants should be putting on a spectacular show this time of year. Adjust all staking and twist-ties and be on the lookout for aphids, slugs and snails. Give adequate water because flowering strains the plants. As new growths appear later, increase the nitrogen level in the fertilizer. Should a plant look healthy but not be blooming, try increasing the light during the next growing season. The number-one reason for no flowers is lack of light.

Dendrobium (Australian)

These hard-cane dendrobiums will be at their flowering peak now. It is not unusual to see a specimen of this type in an orchid show boasting 1,000 flowers. The secret with this group -- bred primarily from *Dendrobium kingianum* and *Dendrobium speciosum* -- is to provide ample water, fertilizer and light during the growing season.

Lycaste

This genus of superb orchids will be coming to the end of its flowering season. Soon you will see the beginning of new root growth, which is an excellent time to repot into fresh media. As new growth emerges, provide ample fertilizer and water. A sign of good culture is an increase in the size of pseudobulbs with each successive year.

Miltoniopsis

This marks the beginning of the flowering season. Amazing displays of color will dazzle the grower over the next few months. Prepare your plants for optimum display by staking spikes (if needed) and cleaning off the older yellow foliage. Do not miss the wonderful fragrance as the flowers unfold.

Paphiopedilum

March is the beginning of the season of heaviest potting for lady's-slipper orchids. However, it is a month where the volume of plants needing attention is still small. It is an excellent month to take the time to work with your paphiopedilums before the pressure of other potting prevents your doing the thorough job you should. Look at each plant: Is it clean of dead and dying foliage? Is it weed free? Does it need potting? Is it in spike? Does it have an insect problem? Cleaning and restaging your paphs is one of the most satisfying tasks of the orchid year. Cleaned and potted Paphiopedilums look happy.

The summer-blooming types will be showing the first of their buds in March and April. Be on the lookout for the buds, as well as any insect pests that may have found their way into the crowns of your plants. It is especially difficult to clean mealy bugs, in particular, once they have become established in the plant. Better to get to them before they get a good toehold.

Increasing light levels should give emerging spikes the strength they need to grow straight and strong. Do not be too anxious to stake the spikes, because if they are staked too soon, the flowers may develop a "nodding" stance, where the dorsal will not stand upright. If the spikes seem to develop at an angle, let them, and stake after the flower has hardened for best carriage, especially on the hybrids with fairieanum background.

Phalaenopsis

In most of the country, March is the peak blooming month for phalaenopsis. Staking needs to be carefully attended to, so that the flowers will be displayed at their best for orchid shows and judging -- even those intended for your home will look best if properly staked. One of the most decorative aspects of phalaenopsis spikes is the way they gracefully arch. If not staked properly, the spike will lack this grace and will not be as pleasing. Most growers like to have the final support just below the first flower, allowing maximum support, without sacrificing the beauty of the arching spike.

Rapid-growing spikes and open flowers place extra demands on the plant. Careful monitoring of watering and feeding will give the plants the energy they require to give their best floral display. Remember, too, that the lengthening days will also increase the frequency at which plants need water.

Beware of the invasion of sucking pests that accompany the flowering season. Flowers and spikes are favorite targets of mealy bugs and scales. Be on the lookout for their presence, often indicated by the appearance of sooty mold resulting from the exudate of the bugs, and treat before flowers or buds are too advanced. If flowers and buds are too far along, the chemical treatment may damage or abort them.

Pleurothallids

Members in this large and increasingly popular group will be looking their best now. If plants are not in flower, the next few months provide an excellent time to divide if needed or repot into fresh mix. Taking care of these tasks now will allow enough time for your plants to become established before the hot weather arrives.

The AOS thanks Ned Nash and James Rose for this essay .



March – Getting a Jump on Spring

Ron McHatton - Director of Education

Depending on where you live, March may be more spring than winter but this month is definitely one of those where you get both. However, there are things that you can be doing to get the jump on spring. This is the time that many plants should be repotted. Candidates are those plants that are actively beginning to produce new roots and new growth. Orchids are pretty resistant to most plant pests but they aren't immune. This is the time to take advantage of those occasional warm days and treat your plants that have been inside all winter for pests that came in with them. By now, the hitchhikers will have made their presence known and it's also the time when you should be looking for the presence of the first aphid crops. These insects lay eggs in the fall when the temperatures drop and the eggs winter over waiting for the weather to warm. You can go from no visible aphids to a healthy, thriving colony in a matter of days this time of the year, especially on those juicy, tender flower spikes and buds.

Mites, thrips and whiteflies are the other creatures to be on the lookout for now. This has been a drier than normal winter in many parts of the country and mites and thrips thrive under these conditions. Spider mites are relatively easy to spot since these pests spin webs much like spiders. The other mites, effectively microscopic, damage the surface of orchid leaves allowing them to desiccate. The effect has been described as a "silvering" of the leaf surface but perhaps the easiest way to visualize the change is that your orchid leaves will take on a dull appearance. When left untreated, mites rapidly increase in number causing more and more pronounced damage and can even cause the death of the infested plant. I recently saw a number of cattleyas with dark black, hard lesions on the leaves and under the pseudobulb sheaths. The owner had been trying to treat what was perceived as a fungal problem with no success. These lesions weren't fungal but rather the evidence of an advanced mite infestation. In fact, on close inspection, the grooves along the pseudobulbs were filled with tiny white crystal-like deposits that, under a microscope turned out to be the old exoskeletons of mites cast off during molting. Mites are not insects and do not respond to insecticides designed to control regular insects. Make sure that you are using a product that specifically states for the control of mites. Otherwise it's a waste of your time and money and only serves to annoy the mites.



Thrips, on the other hand, can be seen with the naked eye and their damage is entirely different. These insects fly and can enter your collection in fairly large numbers through open windows or through greenhouse vents and

multiply rapidly under dry conditions ruin newly opening flowers. Thrips suck the sap from the surface cells of the flowers, especially along the edges of the parts, causing the damaged surface to become brown and papery. The effect is misshapen flowers with dry, papery edges. If you see this on your flowers you should be looking for thrips. They are often easier to see if you tap the flowers on a sheet of white paper. Look for tiny, cylindrical insects that move rapidly. On

vandas (and perhaps other orchids with exposed roots), thrips cause dry, brown rings round the roots, the result of their feeding on the root covering and if you know what to look for, they can't be missed.

In warm, dry parts of the country whiteflies can be a problem on phalaenopsis and orchids with thin leaves and you should start watching for them now. Those in more northern climates aren't immune, whitefly just appear later in the season. You can't miss whiteflies. These tiny white insects resemble moths more than flies and when disturbed fly short distances. They are indiscriminate with regard to the plants they feed on; any leaves with a good supply of sap will do. In addition, they can be carried on the wind and can look like tiny white bits of ash if present in high enough numbers. They can be controlled with the usual insecticidal soaps, alcohol mixtures and general pesticides rated for houseplants or ornamental. They are attracted to yellow and some control can be had with adhesive yellow cards sold in agricultural supply stores.

SUGGESTED RECIPE

- In a spray bottle mix a 50:50 solution of isopropyl and water.
- 1 teaspoon of liquid soap (Dawn or Ivory) to act as a spreader.
- 1 teaspoon of oil.
- **Use** mineral oil, neem oil, or horticultural oil.
- Vegetable oils will work, but in sunlight they can turn rancid quickly. They become smelly and lose effectiveness.
- **Do not** use degreasing dishwasher liquids or an ammonia-based chemical cleaner. They will damage your plants, particularly buds and flowers.

NSOS "COME SEE OUR BLOOMERS"



Only one week ago today, **NSOS members** were creating an orchid exhibit that would blow your socks off! AND it did!! **Attendance** was at an all time high at **695**. Every member should be **so proud** of the accomplishments of **our Society!**

Please join me in extending sincere **THANKS & CONGRATULATIONS** to each and every member who worked so diligently to bring to you our second **"COME SEE OUR BLOOMERS!" SHOW & SALE**. People entered the hall with mouths agape seeing such beauty from the

hundreds of orchids on display. It was amazing!

SPECIAL THANKS go to the **SHOW COMMITTEE** who collectively made it happen. They are: **Rocco Basilica, Ron & Barbara Burch, Walter & Harriet Doehr, Nancy**

Galvin, Claudia Helfgott, Lori Macgowan, Tom Mierzejewski, Sandy Myhalik, Ginna Plude, Jay Presbie, and Alan Stauch. This team of generous folks worked

together to create a truly *awesome* event!



And, last but not least important, is the addition of **35 new members!** Most are orchid hobbyists and are eager to learn. (Attached is a listing of new members and their home towns.) NSOS is really spreading our wings!! An invite is extended to each of you to join us at our

first post show meeting on Monday, April 4, 7 pm at the Farmington Community & Senior Center in Unionville. Your nametags will be waiting for you! Please see our website: www.nutmegorchids.org for additional information.

Welcome to all and see you very soon!




Thanks,

Jeanne
Show Chair

P.S. My personal thanks to my husband, Tom Mierzejewski, for being by my side during this whole experience.

Without his expertise and support, it would not have happened as smoothly!



“Come See Our Bloomers!” Show Membership

- Jonathan & Donna Bruzas Burlington
- Laura Clapp Hartford
- Elaine Colvocoresses West Hartford
- Tom Curtiss Plantsville
- Sue DalPonte Lebanon
- Jim & Lorraine Davis Canton
- Christine Doty West Hartford
- Dee Dunn Simsbury
- Jeanie Falco Cromwell
- Leslie Galvin Union, Maine
- Pat & Doris Gilkey East Haven
- Art Helfgott New Britain
- Sonya Kobes Unionville
- Debbie Landrey Old Saybrook
- Bryce & Cheryl Larson Lebanon
- Mickey Groshart & Katrina Withey Hebron
- Jerry Kessler & Susan Anderson North Andover, MA
- Bill Morcom Berlin
- Margaret Myers So. Glastonbury
- Russ Palmer Middletown
- Annie Parker Bloomfield
- Jim & Pat Peta New Hartford
- Darcie Peterson Bloomfield
- Randy Plude Middlefield
- Elizabeth von Dohlen West Hartford
- Beverly Williams Farmington
- Robert & Susan Wickland Old Saybrook

More pictures to come on our web site.

Thank you to all our members that came out to help with the show. Also to our vendors as well as the public for attending the show, without all these factions this show would not have been such a great success!!!

